

CELARA DIAGNOSTICS PRIVATE LIMITED

Old No. 38/B, New No.24, South End Road, Yediyur Bangalore – 560004

COI No: U85320KA2017PTC103452, E-Mail.: krishnabmma@gmail.com, Ph. No.: 9886829797

To

Regional Office: Bengaluru City-South
Nisarga Bhavan, 1st Floor, 7th D Main Road,
Opp.Pushapanjali Theatre,
Shivanahalli, Timmaiah Main Road,
Bengaluru - 560010

Respected Sir/Madam,

Subject: - Submission of Form IV Annual Report (CBWTF).

Calendar Year:- 2023.

Authorization No: 176/KSPCB/RO:B.C.South/BMW/EO/DEO/AEO/2017-18/949.

With reference to the above subject, we have enclosed herewith the Form IV Annual Report (CBWTF) for the calendar year 2023.

Should the Learned Officer require any further information, we shall provide for the same.

Thanking You

Yours truly,

For Celara Diagnostics Private Limited


Authorized Signatory



Place: Bangalore

Date: June 10, 2024



Contact - Krishna Kumar
9886829797

Form - IV
(See rule13)
ANNUAL REPORT

[To be submitted to the prescribed authority on or before 30th June every year for the period from January to December of the preceding year, by the occupier of health care facility (HCF) or common bio-medical waste treatment facility (CBWTF)]

| Sl. No | Particulars | | |
|--------|--|---|--|
| 1. | Particulars of the Occupier | : | |
| | (i) Name of the authorised person (occupier or operator of facility) | : | Dr. RADHESH S. |
| | (ii) Name of HCF or CBMWTF | : | CELARA DIAGNOSTICS PVT LTD |
| | (iii) Address for Correspondence | : | OLD No: 38/B, NEW No: 24 SOUTH END ROAD, YEDIYUR, BANGALORE |
| | (iv) Address of Facility | : | SAME AS ABOVE |
| | (v) Tel. No, Fax. No | : | 080-46677111 |
| | (vi) E-mail ID | : | REACHUS@MYCELARA.COM |
| | (vii) URL of Website | : | WWW.MYCELARA.COM |
| | (viii) GPS coordinates of HCF or CBMWTF | : | 12.936465 N 77.576203 E |
| | (ix) Ownership of HCF or CBMWTF | : | (State Government or Private or Semi Govt. or any other) <input checked="" type="checkbox"/> |
| | (x). Status of Authorisation under the Bio-Medical Waste (Management and Handling) Rules | : | Authorisation KSPCB/RO: B.C. No.: SOUTH/BMW/EO/DEO/2019-18/949 8.9.2017...valid up to ... N.A. |
| | (xi). Status of Consents under Water Act and Air Act | : | Valid up to: N.A. |
| 2. | Type of Health Care Facility | : | PATHOLOGY LAB |
| | (i) Bedded Hospital | : | No. of Beds:..... N A |
| | (ii) Non-bedded hospital | : | N A |

| | | | |
|----|---|---|--|
| | Laborator (Clinic or Blood Bank or Clinical y or Research Institute or Veterinary Hospital or any other) | | CLINICAL LABORATORY |
| | (iii) License number and its date of expiry | | |
| 3. | Details of CBMWTF | : | NA |
| | (i) Number healthcare facilities covered by CBMWTF | : | NA |
| | (ii) No of beds covered by CBMWTF | : | NA |
| | (iii) Installed treatment and disposal capacity of CBMWTF: | : | _____ Kg per day NA |
| | (iv) Quantity of biomedical waste treated or disposed by CBMWTF | : | _____ Kg/day NA |
| 4. | Quantity of waste generated or disposed in Kg per annum (on monthly average basis) | : | Yellow Category : 785 Red Category : 646 White: 97 Blue Category : 772 General Solid waste: NA |
| 5 | Details of the Storage, treatment, transportation, processing and Disposal Facility | | |
| | (i) Details of the on-site storage facility | : | Size : NA Capacity : NA Provision of on-site storage : (cold storage or any other provision) |

| disposal facilities | | <table border="1"> <thead> <tr> <th>Type of treatment equipment</th> <th>No of units</th> <th>Capacity Kg/day</th> <th>Quantity treated or disposed in kg per annum</th> </tr> </thead> <tbody> <tr> <td>Incinerators</td> <td></td> <td></td> <td></td> </tr> <tr> <td>Plasma Pyrolysis</td> <td></td> <td></td> <td></td> </tr> <tr> <td>Autoclaves</td> <td></td> <td></td> <td></td> </tr> <tr> <td>Microwave</td> <td></td> <td></td> <td></td> </tr> <tr> <td>Hydroclave</td> <td></td> <td></td> <td></td> </tr> <tr> <td>Shredder</td> <td></td> <td></td> <td></td> </tr> <tr> <td>Needle tip cutter or destroyer</td> <td></td> <td></td> <td>NA</td> </tr> <tr> <td>Sharps encapsulation or concrete pit</td> <td></td> <td></td> <td>-</td> </tr> <tr> <td>Deep burial pits:</td> <td></td> <td></td> <td></td> </tr> <tr> <td>Chemical disinfection:</td> <td></td> <td></td> <td>-</td> </tr> <tr> <td>Any other treatment equipment:</td> <td></td> <td></td> <td></td> </tr> </tbody> </table> | Type of treatment equipment | No of units | Capacity Kg/day | Quantity treated or disposed in kg per annum | Incinerators | | | | Plasma Pyrolysis | | | | Autoclaves | | | | Microwave | | | | Hydroclave | | | | Shredder | | | | Needle tip cutter or destroyer | | | NA | Sharps encapsulation or concrete pit | | | - | Deep burial pits: | | | | Chemical disinfection: | | | - | Any other treatment equipment: | | | |
|---|--------------------|--|--|--------------------|-----------------|--|--------------|--|------------|----|------------------|--|--|--|------------|--|--|--|-----------|--|--|--|------------|--|--|--|----------|--|--|--|--------------------------------|--|--|----|--------------------------------------|--|--|---|-------------------|--|--|--|------------------------|--|--|---|--------------------------------|--|--|--|
| Type of treatment equipment | No of units | Capacity Kg/day | Quantity treated or disposed in kg per annum | | | | | | | | | | | | | | | | | | | | | | | | | | | | | | | | | | | | | | | | | | | | | | | |
| Incinerators | | | | | | | | | | | | | | | | | | | | | | | | | | | | | | | | | | | | | | | | | | | | | | | | | | |
| Plasma Pyrolysis | | | | | | | | | | | | | | | | | | | | | | | | | | | | | | | | | | | | | | | | | | | | | | | | | | |
| Autoclaves | | | | | | | | | | | | | | | | | | | | | | | | | | | | | | | | | | | | | | | | | | | | | | | | | | |
| Microwave | | | | | | | | | | | | | | | | | | | | | | | | | | | | | | | | | | | | | | | | | | | | | | | | | | |
| Hydroclave | | | | | | | | | | | | | | | | | | | | | | | | | | | | | | | | | | | | | | | | | | | | | | | | | | |
| Shredder | | | | | | | | | | | | | | | | | | | | | | | | | | | | | | | | | | | | | | | | | | | | | | | | | | |
| Needle tip cutter or destroyer | | | NA | | | | | | | | | | | | | | | | | | | | | | | | | | | | | | | | | | | | | | | | | | | | | | | |
| Sharps encapsulation or concrete pit | | | - | | | | | | | | | | | | | | | | | | | | | | | | | | | | | | | | | | | | | | | | | | | | | | | |
| Deep burial pits: | | | | | | | | | | | | | | | | | | | | | | | | | | | | | | | | | | | | | | | | | | | | | | | | | | |
| Chemical disinfection: | | | - | | | | | | | | | | | | | | | | | | | | | | | | | | | | | | | | | | | | | | | | | | | | | | | |
| Any other treatment equipment: | | | | | | | | | | | | | | | | | | | | | | | | | | | | | | | | | | | | | | | | | | | | | | | | | | |
| (iii) Quantity of recyclable wastes sold to authorized recyclers after treatment in kg per annum. | : | Red Category (like plastic, glass etc.) NA | | | | | | | | | | | | | | | | | | | | | | | | | | | | | | | | | | | | | | | | | | | | | | | | |
| (iv) No of vehicles used for collection and transportation of biomedical waste | : | NA | | | | | | | | | | | | | | | | | | | | | | | | | | | | | | | | | | | | | | | | | | | | | | | | |
| (v) Details of incineration ash and ETP sludge generated and disposed during the treatment of wastes in Kg per annum | | <table border="1"> <thead> <tr> <th></th> <th>Quantity generated</th> <th>Where disposed</th> </tr> </thead> <tbody> <tr> <td>Incineration Ash</td> <td></td> <td></td> </tr> <tr> <td>ETP Sludge</td> <td>NA</td> <td></td> </tr> </tbody> </table> | | Quantity generated | Where disposed | Incineration Ash | | | ETP Sludge | NA | | | | | | | | | | | | | | | | | | | | | | | | | | | | | | | | | | | | | | | | |
| | Quantity generated | Where disposed | | | | | | | | | | | | | | | | | | | | | | | | | | | | | | | | | | | | | | | | | | | | | | | | |
| Incineration Ash | | | | | | | | | | | | | | | | | | | | | | | | | | | | | | | | | | | | | | | | | | | | | | | | | | |
| ETP Sludge | NA | | | | | | | | | | | | | | | | | | | | | | | | | | | | | | | | | | | | | | | | | | | | | | | | | |
| (vi) Name of the Common Bio-Medical Waste Treatment Facility Operator through which wastes are disposed of | | MARIDE ECO INDUSTRIES PVT. LTD. | | | | | | | | | | | | | | | | | | | | | | | | | | | | | | | | | | | | | | | | | | | | | | | | |
| (vii) List of member HCF not handed over bio-medical waste. | | NA | | | | | | | | | | | | | | | | | | | | | | | | | | | | | | | | | | | | | | | | | | | | | | | | |
| 6 Do you have bio-medical waste management committee? If yes, attach minutes of the meetings held during the reporting period | | | | | | | | | | | | | | | | | | | | | | | | | | | | | | | | | | | | | | | | | | | | | | | | | | |
| 7 Details trainings conducted on BMW (i) Number of trainings conducted on BMW Management. | | | | | | | | | | | | | | | | | | | | | | | | | | | | | | | | | | | | | | | | | | | | | | | | | | |

| | | | |
|----|---|---|---|
| | (ii) number of personnel trained | | |
| | (iii) number of personnel trained at the time of induction | | |
| | (iv) number of personnel not undergone any training so far | | |
| | (v) whether standard manual for training is available? | | |
| | (vi) any other information) | | |
| 8 | Details of the accident occurred during the year | | NA |
| | (i) Number of Accidents occurred | | NA |
| | (ii) Number of the persons affected | | NA |
| | (iii) Remedial Action taken (Please attach details if any) | | NA |
| | (iv) Any Fatality occurred, details. | | |
| 9. | Are you meeting the standards of air Pollution from the incinerator? How many times in last year could not met the standards? | | NA |
| | Details of Continuous online emission monitoring systems installed | | NA |
| 10 | Liquid waste generated and treatment methods in place. How many times you have not met the standards in a year? | | NA |
| 11 | Is the disinfection method or sterilization meeting the log 4 standards? How many times you have not met the standards in a year? | | NA |
| 12 | Any other relevant information | : | (Air Pollution Control Devices attached with the Incinerator) |

Certified that the above report is for the period from JAN 2023 TO DEC 2023
.....
.....
.....

Name and Signature of the Head of the Institution

For CELARA DIAGNOSTICS PRIVATE LIMITED

Rudheer

Authorized Signatory

Date: 7/06/2024
Place BANGALORE



MARIDI

BIO INDUSTRIES PVT. LTD

(Bio Medical Waste Management & Handling Services)

CIN : U90001TG2011PTC072453

CERTIFICATE OF TREATMENT

Date: 06.06.2024

To,
CELARA DIAGNOSTICS PVT LTD,
Old No38/B, New No 24, South End Road,
Yediyur, Bengaluru-560004

Dear Sir/Madam,

This is to inform you that we have collected following quantity of Bio medical waste from your Center and the same has been treated and disposed as per K.S.P.C.B guidelines.


Average waste collected from your Center for the month of Jan-2023 to Dec-2023.

| Sno | Month | Yellow | Red | Blue | White | Cytotoxic | Covid | Total |
|-------|--------|----------------|--------|-------|-------|-----------|-------|---------|
| | | Quantity in kg | | | | | | |
| 1 | Jan-23 | 68.40 | 66.20 | 55.00 | 0.50 | 0.00 | 0.00 | 190.10 |
| 2 | Feb-23 | 51.20 | 45.00 | 63.00 | 4.30 | 0.00 | 0.00 | 163.50 |
| 3 | Mar-23 | 35.70 | 38.40 | 25.80 | 1.20 | 0.00 | 0.00 | 101.10 |
| 4 | Apr-23 | 42.10 | 37.90 | 43.60 | 4.10 | 0.00 | 0.00 | 127.70 |
| 5 | May-23 | 63.80 | 53.10 | 71.60 | 4.60 | 0.00 | 0.00 | 193.10 |
| 6 | Jun-23 | 86.50 | 70.80 | 79.90 | 10.40 | 0.00 | 0.00 | 247.60 |
| 7 | Jul-23 | 90.90 | 73.10 | 69.80 | 17.00 | 0.00 | 0.00 | 250.80 |
| 8 | Aug-23 | 73.10 | 52.80 | 71.80 | 13.50 | 0.00 | 0.00 | 211.20 |
| 9 | Sep-23 | 59.30 | 49.90 | 82.50 | 6.00 | 0.00 | 0.00 | 197.70 |
| 10 | Oct-23 | 68.40 | 54.20 | 82.20 | 14.00 | 0.00 | 0.00 | 218.80 |
| 11 | Nov-23 | 60.60 | 38.10 | 61.40 | 9.60 | 0.00 | 0.00 | 169.70 |
| 12 | Dec-23 | 85.75 | 66.52 | 65.60 | 11.80 | 0.00 | 0.00 | 229.67 |
| Total | | 785.75 | 646.02 | 772.2 | 97.00 | Nil | Nil | 2300.97 |

This for your information


Prepared by


Verified by


Authorised by

Regional Office : No. : 8, **Sunaga Arcade**, 4th Floor, 1st Main, 8th Cross, Sampangiramanagar, Bangalore - 560 027.

Ph. : +91-80-4151 2958, Fax : +91-80-2210-3270.

E-mail : maridibmw@maridibio.com website : www.maridibio.com

Plant : Sy. No : 1/37 & 1/38, 35th Milestone, Harohalli Hobli, Gabbadi Kaval, Kanakapura Road, Ramanagar Dist.

ಈ ದಸ್ತಾವೇಜು ಪಾಕಿಯನ್ನು ಸಂಸ್ಥೆಯ ಅಧಿಕಾರಿಗಳಿಂದ
ಸಂಖ್ಯೆ 4(D)ರ ಪ್ರಕಾರ ಮುದ್ರಿಸಲಾಗಿದೆ.

ದಸ್ತಾವೇಜು ಪಾಕಿ
Document Sheet

ಕರ್ನಾಟಕ ಸ್ಟೇಟ್ ಕೋ-ಆಪರೇಟಿವ್ ಸೊಸೈಟೀಸ್
ಅಸೋಸಿಯೇಷನ್ (ರಿ)



Karnataka State Co-Operative
Societies Association (R)

ಈ ಪಾಕಿಯನ್ನು ಯಾವುದೇ ದಸ್ತಾವೇಜಿಗೆ ಬಳಸಬಹುದು
This sheet can be used for any document

ಬೆಲೆ : ರೂ. 5/-
(GST EXTRA)

MEMORANDUM OF UNDERSTANDING

Reg.No: 4770

M/s. **Maridi Bio Industries Pvt Ltd.**, having its registered office at No .8, SUNAGA ARCADE, 4th Floor, 1st Main, 8th Cross, S.R.nagar, Bangalore-560027, Phone No: 080-41512958/22103270, Email id: maridibmw@maridibio.com and having Its Plant at Sy.No.1/37 & 1/38, 35th Milestone, Gabbadi Kaval, Kanakapura Road, Ramanagar District, here in after referred to as, M/s. **Maridi Bio Industries Pvt Ltd.** represented by its Authorized Signatory and M/s **CELARA DIAGNOSTICS PVT LTD** having its Centre at Old No38/B, New No 24, South End Road, Yedyur, Bengaluru-560004, MOB : 8073066740., Email: nagaraj@mycelara.com. Here in after referred to as M/s **CELARA DIAGNOSTICS PVT LTD** is hereby agreed and come to the Memorandum of Understanding on this 31st Day of May month year 2023 as detailed below:

- M/s. **Maridi Bio Industries Pvt Ltd.** with consent from Karnataka State Pollution Control Board is having a common treatment facility for Managing Bio-Medical Waste in Ramanagaram district at 36th Mile Stone, Kanakapura Road. The facility is having a state of art Autoclave system along with the shredder and Incinerator.
- M/s **CELARA DIAGNOSTICS PVT LTD** gives its bio-medical waste properly packed in color-coded bags as per pollution control Board regulations for treatment and final disposal to M/s. **Maridi Bio Industries Pvt Ltd.** The waste should be given at one single point by the M/s **CELARA DIAGNOSTICS PVT LTD** at given time of M/s. **Maridi Bio Industries Pvt Ltd.** Vehicle.



- c. M/s. **Maridi Bio Industries Pvt Ltd.** will charge a price of Rs.8064/- Per Month (Rupees eight thousand sixty four only); (Up to 80 kgs per month, if it exceeds Rs.65/- per Kg will be charged extra), (GST Extra as applicable) (Excluding Poly bags) transportation, treatment and final disposal of biomedical waste. This Price will be fixed for a period of one (1) year from date of this agreement and thereafter there will be 12% (Twelve Percent) escalations in the price for every one-year on existing rate.
- d. M/s **CELARA DIAGNOSTICS PVT LTD** will not enter into any agreement with any other party or organization for the waste treatment and disposal unless cancel of this agreement.
- e. M/s **CELARA DIAGNOSTICS PVT LTD** is assuring that payment should be made through Account Payee cheque In favour of M/s. **Maridi Bio Industries Pvt Ltd.** on or before 5th of every month.
- f. M/s. **Maridi Bio Industries Pvt Ltd.** is not responsible for any cash payments and also we will collect cheque bounce charges.
- g. In case of non-receipt of payment on the agreed date from M/s **CELARA DIAGNOSTICS PVT LTD** M/s. **Maridi Bio Industries Pvt Ltd.**, will stop the collection of waste immediately with intimation to Karnataka State Pollution Control Board. The delayed payments will be collected with an interest of 18% per annum.
- h. M/s. **Maridi Bio Industries Pvt Ltd.** will collect bio medical Waste twice in a week(Except Sunday) and treat the waste as per the regulations. M/s. **Maridi Bio Industries Pvt Ltd.** will not collect any General waste that is not segregated or not properly packed M/s. **Maridi Bio Industries Pvt Ltd.** will not collect general garbage.
- i. M/s. **Maridi Bio Industries Pvt Ltd.** will issue a proof of waste collection from M/s **CELARA DIAGNOSTICS PVT LTD** as per your declarations in the application form. This will help the individual Clinic for getting compliance with the State Pollution Board. The individual Clinic/Nursing home can take their Authorization from the pollution control board by informing the board that M/s **Maridi Bio Industries Pvt Ltd.** treats their waste (The same has to be mentioned in the Authorization Form.
- j. In case **CELARA DIAGNOSTICS PVT LTD** find any irregularities in collection of waste, they can send a notice in writing to M/s. **Maridi Bio Industries Pvt Ltd.** for immediate action.
- k. M/s **Maridi Bio Industries Pvt Ltd.** will maintain their plant in good running condition all the time and ensure continuity of service as per agreement with your **CELARA DIAGNOSTICS PVT LTD** .



- l. This Memorandum of understanding is entered into on the express understanding that M/s **Maridi Bio Industries Pvt Ltd.** will maintain and run the facilities and collect transport and treat the waste at their plant strictly in accordance with the consent of the Karnataka State Pollution Control Board and it shall be the responsibility to obtain the consent and keep the same always current.
- m. In case of violation of any of the agreed condition of the MOU by either side. Issue of notice may terminate this MOU three months in advance by either party for terminating their respective obligations.
- n. All disputes to this understanding are subject to the Jurisdiction of the court in Bangalore only.
- o. MOU Renewal Charges of Rs.200(GST 18% Extra).
- p. *This Agreement is effective from 01.06.2023 TO 31.05.2024.*

For M/s. Maridi Bio Industries Pvt Ltd

For M/s **CELARA DIAGNOSTICS
PVT LTD**



Authorized Signatory



Authorized Signatory



CELARA DIAGNOSTICS PVT
LTD-YEDIYUR
4770



Maridi Bio Industries Pvt Ltd

No.8, Sunaga Arcade, 4th Floor 1st Main, 8th Cross,
Sampangram Nagar Maridi-Blr 560027

080-41512958
maridibmw@maridibio.com



CELARA DIAGNOSTICS PVT
LTD-YEDIYUR
4770




Maridi Bio Industries Pvt Ltd

No.8, Sunaga Arcade, 4th Floor 1st Main, 8th Cross,
Sampangram Nagar Maridi-Blr 560027

080-41512958
maridibmw@maridibio.com



CELARA DIAGNOSTICS PVT
LTD-YEDIYUR
4770




Maridi Bio Industries Pvt Ltd

No.8, Sunaga Arcade, 4th Floor 1st Main, 8th Cross,
Sampangram Nagar Maridi-Blr 560027

080-41512958
maridibmw@maridibio.com



CELARA DIAGNOSTICS PVT
LTD-YEDIYUR
4770



Maridi Bio Industries Pvt Ltd

No.8, Sunaga Arcade, 4th Floor 1st Main, 8th Cross,
Sampangram Nagar Maridi-Blr 560027

080-41512958
maridibmw@maridibio.com

CELARA DIAGNOSTICS PRIVATE LIMITED

No.28 and 28/1, Ground Floor and 1st Floor, Infantry Road, Bangalore - 560001

COI No: U85320KA2017PTC103452, E-Mail: krishnabmma@gmail.com, Ph. No.: 9886829797

To

Regional Office: Bengaluru City-East
Nisarga Bhavan, 3rd Floor, 7th D Main Road,
Opp.Pushapanjali Theatre,
Shivanahalli, Timmaiah Main Road,
Bengaluru - 560010

Respected Sir/Madam,

Subject: Submission of Form IV Annual Report (CBWTF).

Calendar Year: 2023.

Authorization No: PCB/BCE/BMW/1352/R.No.182038/2021-22/527.

With reference to the above subject, we have enclosed herewith the Form IV Annual Report (CBWTF) for the calendar year 2023.

Should the Learned Officer require any further information, we shall provide for the same.

Thanking You

Yours truly,

For Celara Diagnostics Private Limited

Authorized Signatory

Place: Bangalore

Date: June 10, 2024



Contract No. KR/11/1111/111111
9886829797

Form - IV
(See rule13)
ANNUAL REPORT

[To be submitted to the prescribed authority on or before 30th June every year for the period from January to December of the preceding year, by the occupier of health care facility (HCF) or common bio-medical waste treatment facility (CBWTF)]

| Sl. No | Particulars | | |
|--------|--|---|---|
| 1. | Particulars of the Occupier | : | |
| | (i) Name of the authorised person (occupier or : operator of facility) | : | Dr. Radhesh. S |
| | (ii) Name of HCF or CBMWTF | : | CELARA DIAGNOSTICS PVT LTD |
| | (iii) Address for Correspondence | : | 28 & 28/1, INFANTRY ROAD BENGALORE - 560001 |
| | (iv) Address of Facility | : | SAME AS ABOVE |
| | (v) Tel. No, Fax. No | : | 080 - 46677666 |
| | (vi) E-mail ID | : | Connect @mycelara.com |
| | (vii) URL of Website | : | www.myclara.com |
| | (viii) GPS coordinates of HCF or CBMWTF | : | 12°58'519 N 77°36'070 E |
| | (ix) Ownership of HCF or CBMWTF | : | (State Government or Private or Semi Govt. or any other) |
| | (x). Status of Authorisation under the Bio-Medical Waste (Management and Handling) Rules | : | Authorisation PCB/BCE/BMW No.: 527 1352/R.No.182038... ..4/8/2021...valid up to |
| | (xi). Status of Consents under Water Act and Air Act | : | Valid up to: NA |
| 2. | Type of Health Care Facility | : | CLINICAL LABS |
| | (i) Bedded Hospital | : | No. of Beds:..... NA |
| | (ii) Non-bedded hospital | : | |

| | | | |
|----|---|---|---|
| | (Clinic or Blood Bank or Clinical Laboratory or Research Institute or Veterinary Hospital or any other) | | CLINICAL LABORATORY |
| | (iii) License number and its date of expiry | | |
| 3. | Details of CBMWTF | : | NA |
| | (i) Number healthcare facilities covered by CBMWTF | : | NA |
| | (ii) No of beds covered by CBMWTF | : | NA |
| | (iii) Installed treatment and disposal capacity of CBMWTF: | : | _____ Kg per day NA |
| | (iv) Quantity of biomedical waste treated or disposed by CBMWTF | : | _____ Kg/day NA |
| 4. | Quantity of waste generated or disposed in Kg per annum (on monthly average basis) | : | Yellow Category : 49.2 Red Category : 248.45 White: 39 Blue Category : NA General Solid waste: NA |
| 5 | Details of the Storage, treatment, transportation, processing and Disposal Facility | | |
| | (i) Details of the on-site storage facility | : | Size : NA Capacity : NA Provision of on-site storage : (cold storage or any other provision) |

| | | | | | | | | | | | | | | | | | | | | | | | | | | | | | | | | | | | | | | | | | | | | | | | | | | |
|---|--------------------|--|--|--------------------|-----------------|--|--------------|--|------------|--|------------------|--|--|--|------------|--|--|--|-----------|--|--|--|------------|--|--|--|----------|--|--|--|--------------------------------|--|----|--|--------------------------------------|--|--|--|-------------------|--|--|--|------------------------|--|--|--|--------------------------------|--|--|--|
| disposal facilities | | <table border="0"> <tr> <td>Type of treatment equipment</td> <td>No of units</td> <td>Capacity Kg/day</td> <td>Quantity treated or disposed in kg per annum</td> </tr> <tr> <td>Incinerators</td> <td></td> <td></td> <td></td> </tr> <tr> <td>Plasma Pyrolysis</td> <td></td> <td></td> <td></td> </tr> <tr> <td>Autoclaves</td> <td></td> <td></td> <td></td> </tr> <tr> <td>Microwave</td> <td></td> <td></td> <td></td> </tr> <tr> <td>Hydroclave</td> <td></td> <td></td> <td></td> </tr> <tr> <td>Shredder</td> <td></td> <td></td> <td></td> </tr> <tr> <td>Needle tip cutter or destroyer</td> <td></td> <td>NA</td> <td></td> </tr> <tr> <td>Sharps encapsulation or concrete pit</td> <td></td> <td></td> <td></td> </tr> <tr> <td>Deep burial pits:</td> <td></td> <td></td> <td></td> </tr> <tr> <td>Chemical disinfection:</td> <td></td> <td></td> <td></td> </tr> <tr> <td>Any other treatment equipment:</td> <td></td> <td></td> <td></td> </tr> </table> | Type of treatment equipment | No of units | Capacity Kg/day | Quantity treated or disposed in kg per annum | Incinerators | | | | Plasma Pyrolysis | | | | Autoclaves | | | | Microwave | | | | Hydroclave | | | | Shredder | | | | Needle tip cutter or destroyer | | NA | | Sharps encapsulation or concrete pit | | | | Deep burial pits: | | | | Chemical disinfection: | | | | Any other treatment equipment: | | | |
| Type of treatment equipment | No of units | Capacity Kg/day | Quantity treated or disposed in kg per annum | | | | | | | | | | | | | | | | | | | | | | | | | | | | | | | | | | | | | | | | | | | | | | | |
| Incinerators | | | | | | | | | | | | | | | | | | | | | | | | | | | | | | | | | | | | | | | | | | | | | | | | | | |
| Plasma Pyrolysis | | | | | | | | | | | | | | | | | | | | | | | | | | | | | | | | | | | | | | | | | | | | | | | | | | |
| Autoclaves | | | | | | | | | | | | | | | | | | | | | | | | | | | | | | | | | | | | | | | | | | | | | | | | | | |
| Microwave | | | | | | | | | | | | | | | | | | | | | | | | | | | | | | | | | | | | | | | | | | | | | | | | | | |
| Hydroclave | | | | | | | | | | | | | | | | | | | | | | | | | | | | | | | | | | | | | | | | | | | | | | | | | | |
| Shredder | | | | | | | | | | | | | | | | | | | | | | | | | | | | | | | | | | | | | | | | | | | | | | | | | | |
| Needle tip cutter or destroyer | | NA | | | | | | | | | | | | | | | | | | | | | | | | | | | | | | | | | | | | | | | | | | | | | | | | |
| Sharps encapsulation or concrete pit | | | | | | | | | | | | | | | | | | | | | | | | | | | | | | | | | | | | | | | | | | | | | | | | | | |
| Deep burial pits: | | | | | | | | | | | | | | | | | | | | | | | | | | | | | | | | | | | | | | | | | | | | | | | | | | |
| Chemical disinfection: | | | | | | | | | | | | | | | | | | | | | | | | | | | | | | | | | | | | | | | | | | | | | | | | | | |
| Any other treatment equipment: | | | | | | | | | | | | | | | | | | | | | | | | | | | | | | | | | | | | | | | | | | | | | | | | | | |
| (iii) Quantity of recyclable wastes sold to authorized recyclers after treatment in kg per annum. | : | Red Category (like plastic, glass etc.) NA | | | | | | | | | | | | | | | | | | | | | | | | | | | | | | | | | | | | | | | | | | | | | | | | |
| (iv) No of vehicles used for collection and transportation of biomedical waste | : | NA | | | | | | | | | | | | | | | | | | | | | | | | | | | | | | | | | | | | | | | | | | | | | | | | |
| (v) Details of incineration ash and ETP sludge generated and disposed during the treatment of wastes in Kg per annum | | <table border="0"> <tr> <td></td> <td>Quantity generated</td> <td>Where disposed</td> </tr> <tr> <td>Incineration Ash</td> <td>NA</td> <td></td> </tr> <tr> <td>ETP Sludge</td> <td></td> <td></td> </tr> </table> | | Quantity generated | Where disposed | Incineration Ash | NA | | ETP Sludge | | | | | | | | | | | | | | | | | | | | | | | | | | | | | | | | | | | | | | | | | |
| | Quantity generated | Where disposed | | | | | | | | | | | | | | | | | | | | | | | | | | | | | | | | | | | | | | | | | | | | | | | | |
| Incineration Ash | NA | | | | | | | | | | | | | | | | | | | | | | | | | | | | | | | | | | | | | | | | | | | | | | | | | |
| ETP Sludge | | | | | | | | | | | | | | | | | | | | | | | | | | | | | | | | | | | | | | | | | | | | | | | | | | |
| (vi) Name of the Common Bio- : Medical Waste Treatment Facility Operator through which wastes are disposed of | | MEDICARE ENVIRONMENTAL MANAGEMENT PVT. LTD. | | | | | | | | | | | | | | | | | | | | | | | | | | | | | | | | | | | | | | | | | | | | | | | | |
| (vii) List of member HCF not handed over bio-medical waste. | | NA | | | | | | | | | | | | | | | | | | | | | | | | | | | | | | | | | | | | | | | | | | | | | | | | |
| 6 Do you have bio-medical waste management committee? If yes, attach minutes of the meetings held during the reporting period | | | | | | | | | | | | | | | | | | | | | | | | | | | | | | | | | | | | | | | | | | | | | | | | | | |
| 7 Details trainings conducted on BMW (i) Number of trainings conducted on BMW Management. | | | | | | | | | | | | | | | | | | | | | | | | | | | | | | | | | | | | | | | | | | | | | | | | | | |

| | | | |
|----|---|---|---|
| | (ii) number of personnel trained | | |
| | (iii) number of personnel trained at the time of induction | | |
| | (iv) number of personnel not undergone any training so far | | |
| | (v) whether standard manual for training is available? | | |
| | (vi) any other information) | | |
| 8 | Details of the accident occurred during the year | | NA |
| | (i) Number of Accidents occurred | | NA |
| | (ii) Number of the persons affected | | NA |
| | (iii) Remedial Action taken (Please attach details if any) | | DVA |
| | (iv) Any Fatality occurred, details. | | NA |
| 9. | Are you meeting the standards of air Pollution from the incinerator? How many times in last year could not met the standards? | | NA |
| | Details of Continuous online emission monitoring systems installed | | NA |
| 10 | Liquid waste generated and treatment methods in place. How many times you have not met the standards in a year? | | NA |
| 11 | Is the disinfection method or sterilization meeting the log 4 standards? How many times you have not met the standards in a year? | | NA |
| 12 | Any other relevant information | : | (Air Pollution Control Devices attached with the Incinerator) |

Certified that the above report is for the period from JAN 2023 TO DEC 2023
.....
.....
.....
.....

Name and Signature of the Head of the Institution

Date: 7/6/2023
Place BANGALORE

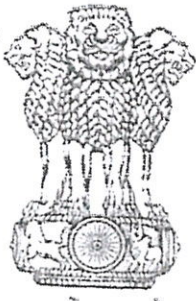
For CELARA DIAGNOSTICS PRIVATE LIMITED

Radhesh
Authorized Signatory

Celara Diagnostics Pvt Ltd

Plant-Medicare Environmental Management Pvt. Ltd. (Bangalore) Period: 01-2023 : 12-2023

| Sl No. | Month | Yellow Bags | | Red Bags | | Blue Mark Box | | Whites | | Cytotoxic Bags | | Covid Yellow Bag | | Total | |
|--------------|----------|-------------|-------------|------------|---------------|---------------|----------|-----------|-----------|----------------|----------|------------------|----------|------------|---------------|
| | | Count | Weight | Count | Weight | Count | Weight | Count | Weight | Count | Weight | Count | Weight | Count | Weight |
| 1 | Jan 2023 | 5 | 3.20 | 14 | 17.60 | 0 | 0.00 | 2 | 4.70 | 0 | 0.00 | 0 | 0.00 | 21 | 25.50 |
| 2 | Feb 2023 | 3 | 3.10 | 12 | 16.40 | 0 | 0.00 | 2 | 1.80 | 0 | 0.00 | 0 | 0.00 | 17 | 21.30 |
| 3 | Mar 2023 | 5 | 4.50 | 15 | 18.30 | 0 | 0.00 | 1 | 1.00 | 0 | 0.00 | 0 | 0.00 | 21 | 23.80 |
| 4 | Apr 2023 | 4 | 3.50 | 12 | 14.80 | 0 | 0.00 | 2 | 3.80 | 0 | 0.00 | 0 | 0.00 | 18 | 22.10 |
| 5 | May 2023 | 6 | 4.70 | 13 | 15.80 | 0 | 0.00 | 1 | 0.00 | 0 | 0.00 | 0 | 0.00 | 20 | 20.50 |
| 6 | Jun 2023 | 5 | 3.10 | 14 | 15.80 | 0 | 0.00 | 0 | 0.00 | 0 | 0.00 | 0 | 0.00 | 19 | 18.90 |
| 7 | Jul 2023 | 5 | 3.20 | 22 | 20.20 | 0 | 0.00 | 2 | 2.00 | 0 | 0.00 | 0 | 0.00 | 29 | 25.40 |
| 8 | Aug 2023 | 5 | 5.10 | 19 | 29.05 | 0 | 0.00 | 1 | 0.00 | 0 | 0.00 | 0 | 0.00 | 25 | 34.15 |
| 9 | Sep 2023 | 5 | 3.50 | 19 | 32.40 | 0 | 0.00 | 2 | 7.00 | 0 | 0.00 | 0 | 0.00 | 26 | 42.90 |
| 10 | Oct 2023 | 9 | 8.10 | 19 | 27.60 | 0 | 0.00 | 0 | 0.00 | 0 | 0.00 | 0 | 0.00 | 28 | 35.70 |
| 11 | Nov 2023 | 4 | 2.70 | 14 | 24.10 | 0 | 0.00 | 4 | 14.30 | 0 | 0.00 | 0 | 0.00 | 22 | 41.10 |
| 12 | Dec 2023 | 5 | 4.50 | 12 | 16.40 | 0 | 0.00 | 2 | 4.40 | 0 | 0.00 | 0 | 0.00 | 19 | 25.30 |
| Total | | 61 | 49.2 | 185 | 248.45 | 0 | 0 | 19 | 39 | 0 | 0 | 0 | 0 | 265 | 336.65 |



सत्यमेव जयते


7527

INDIA NON JUDICIAL

Government of Karnataka

e-Stamp

Certificate No. : IN-KA55196804740892T
 Certificate Issued Date : 23-Jul-2021 03:14 PM
 Account Reference : NONACC (FI)/ kacrsf108/ HBR LAYOUT2/ KA-BA
 Unique Doc. Reference : SUBIN-KAKACRSFL0874832245281001T
 Purchased by : MEDICARE ENVIRONMENTAL MANAGEMENT PVT LTD
 Description of Document : Article 12 Bond
 Description : AGREEMENT
 Consideration Price (Rs.) : 0
 (Zero)
 First Party : MEDICARE ENVIRONMENTAL MANAGEMENT PVT LTD
 Second Party : CELARA DIAGNOSTICS PVT LTD
 Stamp Duty Paid By : MEDICARE ENVIRONMENTAL MANAGEMENT PVT LTD
 Stamp Duty Amount(Rs.) : 20
 (Twenty only)



Please write or type below the line

MEMORANDUM OF UNDERSTANDING


M/s. Medicare Environmental management Pvt. Ltd., having its registered office at 13th Floor, Ramky Grandiose, Ramky Towers Complex, Gachibowli, Hyderabad - 500032, and having branch office at No. 25 - 30, 2nd Cross, Raghavendra Nagar, Hennur Ring Road, Kalyan Nagar (post), Bangalore - 560043, hereinafter referred to as M/s. Medicare Environmental Management Pvt. Ltd. Represented by its Authorized Signatory and M/s. Celara Diagnostics Pvt Ltd having its Diagnostics at #28&28/1, Ground & 1st Floor, Infantry Road, Bangalore, represented by its


[Handwritten signature]

[Handwritten signature]

Proprietor - Ms. Bhavani Prakash here in after refer as M/s. Celara Diagnostics Pvt Ltd is hereby agreed and come to the Memorandum of Understanding on this 23rd day of July month year 2021 as detailed below:

- a. M/s. Medicare Environmental Management Pvt. Ltd. with consent from Karnataka State Pollution Control Board is having a common treatment facility for Managing Bio-Medical Waste in Bangalore rural district at Dabaspet 40 Km on NH4. The facility is having a state of art Autoclave system along with the shredder and Incinerator.
- b. M/s. Celara Diagnostics Pvt Ltd gives its bio-medical waste, properly packed in color-coded bags as per pollution control Board regulations for treatment and final disposal to M/s. Medicare Environmental Management Pvt. Ltd. The waste should be given at one single point by the M/s. Celara Diagnostics Pvt Ltd at given time of M/s. Medicare Environmental Management Pvt. Ltd. Vehicle.
- c. M/s. Medicare Environmental Management Pvt. Ltd. will charge a price of Rs.4000/- (Rupees Four Thousand only) per month exclusive of all applicable taxes amended from time to time (Up to 20 Kgs per month, if it exceeds Rs.55/- per Kg will be charged extra) as agreed for collection, transportation, treatment and final disposal of biomedical waste. This price will be fixed for a period of one (1) year from date of this agreement and thereafter there will be 10% (Ten Percent) escalations in the price for every one-year on existing rate.
- d. M/s. Celara Diagnostics Pvt Ltd during these Five (5) years, they will not enter into any agreement with any other party or organization for the Bio-Medical waste treatment and disposal.
- e. M/s. Celara Diagnostics Pvt Ltd is assuring that payment should be made through Account Payee Cheque/NEFT/RTGS In favor of M/s. Medicare Environmental Management Pvt. Ltd. on or before 5th of every month.
- f. M/s. Medicare Environmental Management Pvt. Ltd. is not responsible for any cash payments and also we will collect cheque bounce charges.
- g. In case of non-receipt of payment on the agreed date from M/s. Celara Diagnostics Pvt Ltd, M/s. Medicare Environmental Management Pvt. Ltd will stop the collection of waste immediately with intimation to Karnataka State Pollution Control Board. The delayed payments will be collected with an interest of 18% per annum.
- h. M/s. Medicare Environmental Management Pvt. Ltd. will collect medical waste as per your declaration in the application form regularly and treat the waste as per the regulations. M/s. Medicare Environmental Management Pvt. Ltd. will not collect any waste that is not segregated or not properly packed. M/s. Medicare Environmental Management Pvt. Ltd. will not collect general garbage.






Cont...2


- i. M/s. Medicare Environmental Management Pvt. Ltd. will issue a proof of waste collection to M/s. Celara Diagnostics Pvt Ltd. This will help the Hospital/Nursing Homes/Clinics/Organization for getting compliance with the State Pollution Board. The individual organization can take their Authorization from the pollution control board by informing the board that M/s. Medicare Environmental Management Pvt. Ltd. treats their waste (The same has to be mentioned in the Authorization Form).
- j. In case any Hospital/Nursing Homes/Clinics/Organization finds any irregularities in collection of waste, they can send a notice in writing to M/s. Medicare Environmental Management Pvt. Ltd. for immediate action.
- k. M/s Medicare Environmental Management Pvt. Ltd. will maintain their plant in good running condition all the time and ensure continuity of service as per your declaration in application form.
- l. This Memorandum of understanding is entered into on the express understanding that M/s Medicare Environmental Management Pvt. Ltd. will maintain and run the facilities and collect, transport and treat the waste at their plant strictly in accordance with the consent of the Karnataka State Pollution Control Board and it shall be the responsibility to obtain the consent and keep the same always current.
- m. In case of violation of any of the agreed condition of the MOU by either side, issue of notice may terminate this MOU three months in advance by either party for terminating their respective obligations.
- n. All disputes to this understanding are subject to the Jurisdiction of the court in Bangalore only.

All the above points will have legal binding for a minimum period of Five [5] years from date of this MOU.

M/s. Medicare Environmental
Management Pvt. Ltd.


Authorized Signatory

M/s. Celara Diagnostics Pvt Ltd


Authorized Signatory